

## EZ-RJPRO HD Crimp Tool

Designed to crimp EZ-RJ45's on the big stuff!

Perfect for Cat5e, CAT6 & Cat5e/Cat6 shielded cables.



### EZ-RJPRO™ HD Crimp Tool

Designed for the professional installer with a ratcheted, high leverage, ultra stable platform for consistent, repeatable terminations. Crimp cables with larger jacket and conductor OD's and be assured that every termination will meet FCC specifications.

Compatible with all EZ-RJ45® and EZ-RJ12/11 connectors as well as all standard modular plugs, except AMP.

- Zero flex frame prevents torque loss during the crimping cycle
- Tool steel die head assembly provides 360° of connector support during crimp
- Clean, ultra flush trim on the EZ-RJ45® extended conductors
- Expanded surface area on contact drivers delivers full, uniform crimp force
- Built in wire cutter and strippers

#### Application

The EZ-RJPRO™ HD Crimp Tool uses the EZRJ45® patented 'crimp & trim' system and is designed to handle larger dimensional size cables.

- EZ-RJ45® CAT5e connectors
- EZ-RJ45® Shielded CAT5e connectors
- EZ-RJ45® CAT6+ connectors
- EZ-RJ45® Shielded CAT6 connectors
- EZ-RJ12/11 connectors
- Compatible with all other RJ45, RJ12 and RJ11 modular plug connectors except AMP

#### Marking/Packaging

- Clamshell(C) or boxed

#### Technical Data

- Dimensions: 8 ½" X 2 ½"
- Weight: 1 lb. 2.3 oz

#### Ordering Information

Description	P/N	UPC CODE
EZ-RJPRO™ HD Crimp Tool	100054C	899740002203
Replacement Blade Set	100054BL	899740002623
<small>Under Guard Blades (2/Set) and EZ-RJ45 &amp; RJ12/11 Blades (1 each) 4 pc/Clamshell</small>		

Phone: 800.749.5783

Fax: 800.749.5784

806 Calle Plano  
Camarillo, CA 93012

[www.platinumtools.com](http://www.platinumtools.com)

***We Make Connections EZ!***

## EZ-RJPRO HD Crimp Tool Features

RJ11/12 Crimp Cavity


RJ45 Crimp Cavity

Round Cable Stripper

Flat Cable Stripper

Cable Cutter

Ratchet Mechanism with Quick Release



## Connectors You May Need



### EZ-RJ45® Cat 5/5e Connector

Part #	Description
100003C	EZ-RJ45 Connectors, 50 Pc. Clamshell
100003B	EZ-RJ45 Connectors, 100 Pc. Box
105003	EZ-RJ45 Connectors, Bulk Package, 500 Pc. Min.
100015	EZ-RJ45 Connectors, 15 Pc. Clamshell
202003J	EZ-RJ45 Cat 5/5e Connectors, Jar of 100.

### EZ-RJ45® Cat 6+ Connector

Part #	Description
100010C	EZ-RJ45 Cat 6+ Connectors, 50 Pc. Clamshell
100010B	EZ-RJ45 Cat 6+ Conn., 100 Pc. Box
100011C	EZ-RJ45 Cat 6+ Combo. Includes 30 Conn. & 30 Strain Reliefs
105004	EZ-RJ45 Cat 6+ Connectors, Bulk. Min. 500 Pcs.
202010J	EZ-RJ45 Cat 6+ Connectors, Jar of 100.

### EZ-RJ12/11 Connector

Part #	Description
100026C	EZ-RJ12/11 Connectors, 50 Pc. Clamshell
100026B	EZ-RJ12/11 Connectors, 100 Pc. Box
105005	EZ-RJ12/11 Connectors, Bulk Package, 500 Pc. Min.
100026LTC	EZ-RJ12/11 Long Tab, 50 Pc. Clamshell
100026LTB	EZ-RJ12/11 Long Tab, 100 Pc. Box
105005LT	EZ-RJ12/11 Long Tab, Bulk Package, 500 Pc.

### Shielded EZ-RJ45®

Part #	Description
100020	Shielded EZ-RJ45 Bag of 50
100021	Shielded EZ-RJ45 Clam Pack of 10 pieces
105020	Shielded EZ-RJ45 Bulk 100 Pc.

### Connector Jars

Part #	Description
202003J	EZ-RJ45 Cat 5/5e Connector Jar of 100.
202010J	EZ-RJ45 Cat 6+ Connector Jar of 100.

## EZ-RJPRO HD Convenience Packs

EZ-RJ45® termination kits for the installer that needs the complete EZ-RJ45® system. These kits are boxed for economy and convenience. All kits include an instruction sheet.



Part #	Description
100007	EZ-RJPRO HD Termination Kit. Includes EZ-RJPRO HD Crimp Tool, 50 EZ-RJ45 Connectors, and instructions.
100016	EZ-RJPRO HD Basic Installation Kit. Includes EZ-RJPRO HD Crimp Tool, 50 EZ-RJ45 Connectors, Coax & Round Wire Cable Cutter, CAT5e Cable Jacket Stripper.

# PLATINUM TOOLS®

Phone: 800.749.5783  
Fax: 800.749.5784

806 Calle Plano  
Camarillo, CA 93012  
[www.platinumtools.com](http://www.platinumtools.com)

***We Make Connections EZ!***



# EZ-RJ45® Instructions

For use with EZ-RJ45®  
Cat 5e & Cat 6 Connectors.

1. Strip off approximately two inches of outer cable jacket.



2. Untwist & straighten wires.




Place in desired order.  
See color code wiring chart. (5)




3. Trim wire ends so all conductors are equal length and uniform. Use built in wire cutter in EZ-RJ45® Crimp Tool.



4. Insert wires into the EZ-RJ45® Connector and pull connector down over the cable jacket. Cable jacket should seat snugly in rear of connector.



PIN #1



5. Double check wiring sequence now.

T568A/T568B Wiring

Wire #	1	2	3	4	5	6	7	8
T568A	W/G	G	W/O	BL	W/BL	O	W/BR	BR
T568B	W/O	O	W/G	BL	W/BL	G	W/BR	BR



6. Push the EZ-RJ45® connector into the EZ-RJ45® Crimp Tool. Make sure the connector is fully seated in crimp cavity.

7. Actuate the EZ-RJ45® Tool to crimp and trim wires. Break off any remaining loose wires.

P/N 100044



P/N 100004



EZ-RJ45® is a registered trademark of SullStar Technologies Inc.  
Patented: 5,996,224, 6,017,237, 6,105,229. Patents insured.



www.platinumtools.com  
805.532.0145