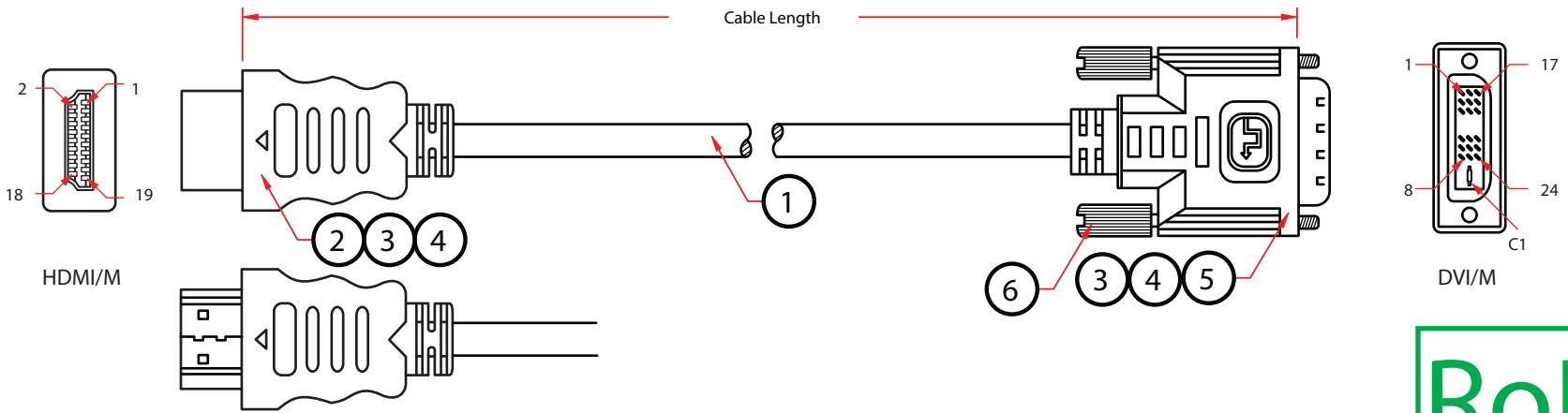


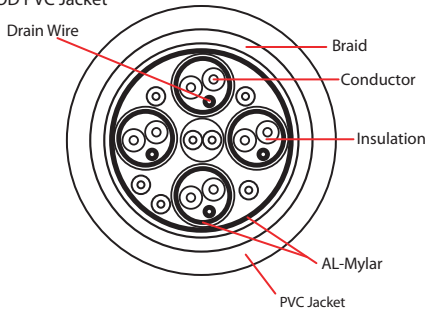
REV.	DESCRIPTION	DATE
A		
B		03-2009



Note:  
 1. 100% Open and Short Testing  
 2. Voltage: 500V DC  
 3. Dielectric: 300V AC for 3ms  
 4. Insulation Resistance: 20M ohm  
 5. Conductor Resistance: 3 ohm

**Cable Specifications:**

24AWG 7/0.20mm Stranded Tinned Copper Conductor  
 0.025mm AL-Mylar Foil Shield  
 Tinned Copper Braid 24/10/0.12mm, 85% Coverage  
 1.55mm Foam PE(1P\*4) and 1.0mm HD-PE(1P+5C) Insulation  
 24AWG 7/0.20mm Stranded Tinned Copper Drain Wire  
 10.0 mm OD PVC Jacket



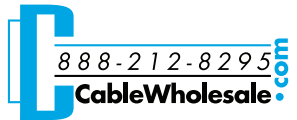
**Pin Assignment**

HDMI Male	DVI-D Male	HDMI Male	DVI-D Male
1 White	2 Drain	10 White	23 Drain
2 Drain	3 Red	11 Drain	22 Green
3 Red	1 White	12 Green	24 Grey
4 White	10 Drain	15 Grey	6 White
5 Drain	11 Brown	16 White	7 Yellow
6 Brown	9 White	17 Yellow	15 Orange
7 White	18 Drain	18 Orange	14 Purple
8 Drain	19 Blue	19 Purple	16 Shell
9 Blue	17 Shell	Shell Braid	Shell

PART NO.	CABLE LENGTH
10V3-21525	25 ft
10V3-21535	35 ft
10V3-21550	50 ft

7	
6	4/40 Molded Thumbscrew, Black Color
5	DVI-I Single Link 19 Pin Male W/Gold Plating Contacts
4	45P PVC, Color: Black
3	Inner Molding, Color: Clear
2	HDMI 19/M 30U, Insulation: Black, Solder Type, HDMI Shell: Gold Plated, 15u
1	CL2 Inwall Rated, UL20276 3C [(24AWG*1P + Drain) w/Al-Foil] *4 + 24AWG*1P + 24AWG*5C, w/Al-Foil + Braid, OD: 10.0mm, Black PVC Jacket
NO.	SPECIFICATIONS

ITEM NUMBER	10V3-215xx		DRAWER	LIBRA
TITLE	HDMI to DVI cable CL2 rated In-wall		CHECKED	
			APPROVED	
MATERIAL		SCALE		
REV.	A	UNIT		INCH
DRAWING NO:				



BOM LIST