REV.	DESCRIPTION	DATE
A		11-2106

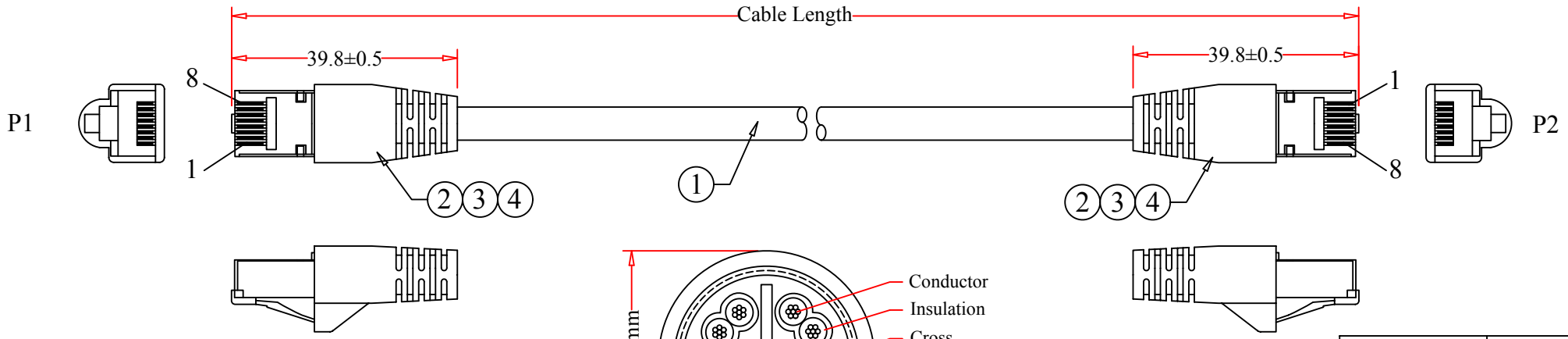

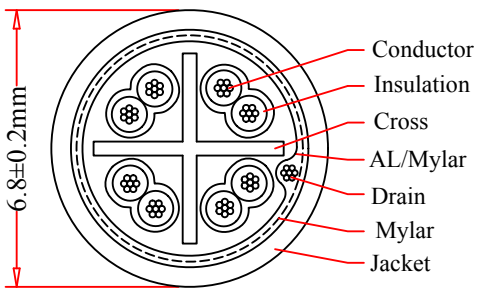

Cross Section

PART NO.	CABLE LENGTH
10X8-52103	3 FT
10X8-52105	5 FT
10X8-52107	7 FT
10X8-52110	10 FT
10X8-52114	14 FT
10X8-52125	25 FT
10X8-52150	50 FT
10X8-521HD	100 FT

Pin Assignment

P1		P2
1	Orange	1
2	White/Orange	2
3	Green	3
6	White/Green	6
4	White/Blue	4
5	Blue	5
7	Brown	7
8	White/Brown	8
Shell		Shell

RoHS

NOTES:

1.Electrical Test:

(1)100% Open Short & Miswire Test.

(2) Insulation Resistance 1 MΩ MIN.

NO.	SPECIFICATIONS
4	Molded PVC Gray
3	Molded PE Color Transparent
2	RJ45 8P8C Shielded Plug, Pin 50u" gold Plated, Triplex
1	4 Twisted Pairs ,CAT.6 STP 24AWG, with Cross, OD: 6.8±0.2mm, Jacket PVC Gray

BOM LIST

ITEM NUMBER	10X8-521xx			DRAWER	JL
TITLE	Shielded Cat6 Gray Ethernet Patch Cable Snagless/Molded Boot			CHECKED	
				APPROVED	
MATERIAL		SCALE			
REV.	A	UNIT	MM		
DRAWING NO:					
ID(NO.)	1				

888-212-8295 CableWholesale.com

REV.	DESCRIPTION	DATE
A		11-2016

Construction & Material :

Item		Unit	Specification
Product			CAT-6 STP 4P CMG Rated
Conductor	Size	AWG	24
	Number	pairs	4
	Material		Stranded Bare Copper
	Construction	pcs/mm	7/0.195
	Diameter	mm	0.588
Insulation	Material		HD-PE
	Avg.thickness	mm	0.24
	Diameter	mm	1.08
	Color		Blue-White/Blue Orange-White/Orange Green-White/Green Brown-White/Brown
Cross	Material		HDPE
Cabling	Construction	mm	S=125mm REF
Shielding	Material		Transparent Mylar (Coverage 100%)
Drain Wire	Material		Stranded Tinned Copper
	Construction	pcs/mm	7/0.20
Shielding	Material		AL/Mylar (Coverage 100%)
Jacket	Material		PVC
	Avg.thickness	mm	0.6
	Overall Diameter	mm	6.80±0.15
	Color		Gray
Marking	550MHz (UL) Exxxxxx TYPE CMG 24AWG 75°C CSA xxxxxx CMG 75°C FT4 ETL VERIFIED TIA/EIA-568-B.2-1 STP CAT.6 RoHS COMPLIANCE BATCH NO.		

RoHS

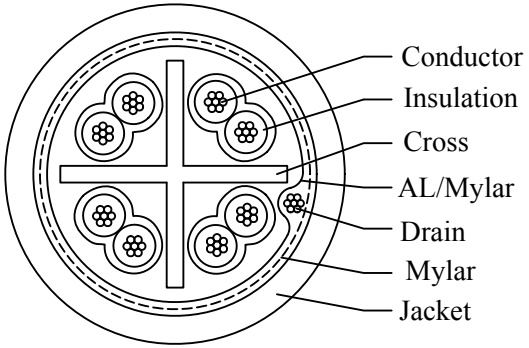

Cross Section

DRAWER	JL
CHECKED	
APPROVED	

ID(NO.)	PART NUMBER	TITLE
1	10X8-521SH	Bulk Shielded Cat6 Ethernet Cable, STP Stranded, Gray, Spool, 1000 foot

888-212-8295 CableWholesale.com

REV.	DESCRIPTION	DATE
A		11-2016

Electrical Property :

Item	Unit	Standard
D-C Conductor Resistance @20°C	Ohms/100M	9.38
D-C Resistance Unbalance @20°C	%	≤ 5
Mutual Capacitance	nF/100 Meters	≤ 5.6
Capacitance Unbalance	pF/100 Meters	≤ 330
Characteristic Impedance (1-250MHz)	Ohm/100M	100 ± 15
Temperature Rating	°C	-10~+75

Frequency	Attenuation	Return Loss	NEXT	PS-NEXT	ELFEXT	PS-ELFEXT
MHz	dB(100m)	dB	dB	dB	dB	dB
	Maximum	Minimum	Minimum	Minimum	Minimum	Minimum
1	2.0	23.0	74.3	72.3	67.8	64.8
4	3.8	23.0	65.3	63.3	55.76	52.8
10	6.0	25.0	59.3	57.3	47.8	44.8
16	7.6	25.0	56.2	54.2	43.72	40.7
20	8.5	25.0	54.8	52.8	41.78	38.8
31.25	10.7	23.33	51.9	49.9	37.9	34.9
62.5	15.4	20.74	47.4	45.4	31.88	28.9
100	19.8	18.98	44.3	42.3	27.8	24.8
200	29.0	18.0	39.8	37.8	21.8	18.8
250	32.8	17.32	38.3	36.39	19.8	16.8

RoHS

DRAWER	JL
CHECKED	
APPROVED	

888-212-8295 CableWholesale.com