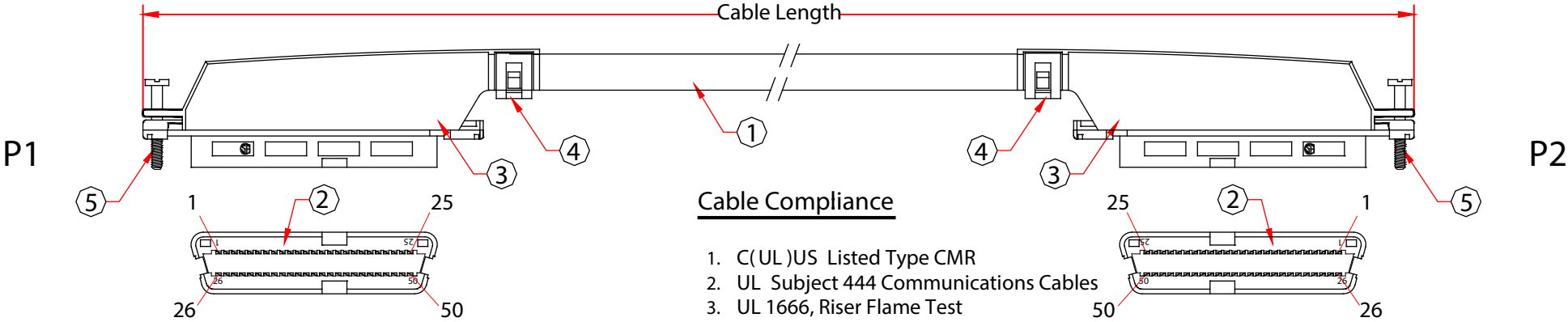


Rev.	Description	Date
A		05-2019



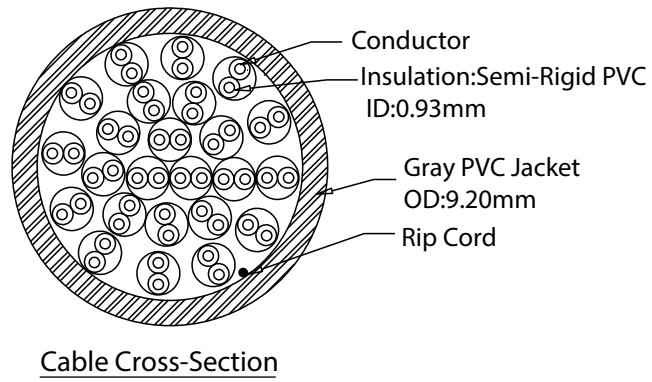
**Cable Compliance**

1. C(UL)US Listed Type CMR
2. UL Subject 444 Communications Cables
3. UL 1666, Riser Flame Test
4. NEC Article 800
5. IEEE 802.3
6. ICEA S-80-576
7. California State Fire Marshal Approved
8. RoHS Compliant

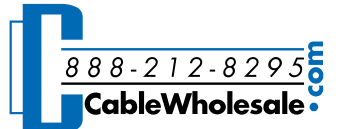
RoHS

**Pin Assignment**

P1	P2	P1	P2	P1	P2
26	26	34	34	42	42
1	1	9	9	17	17
27	27	35	35	43	43
2	2	10	10	18	18
28	28	36	36	44	44
3	3	11	11	19	19
29	29	37	37	45	45
4	4	12	12	20	20
30	30	38	38	46	46
5	5	13	13	21	21
31	31	39	39	47	47
6	6	14	14	22	22
32	32	40	40	48	48
7	7	15	15	23	23
33	33	41	41	49	49
8	8	16	16	24	24
				50	50
				25	25



PART NO	CABLE LENGTH
11X3-25406	6 ft
11X3-25410	10 ft
11X3-25415	15 ft
11X3-25425	25 ft
11X3-25450	50 ft
11X3-254HD	100 ft

5	Part Number:AMP-229911-1, #4-40 Captive Pan Head Screw	Item Number:	11X3-254xx	
4	Part Number:AMP-229910-1, Cable Clamp	Title:	Cat 3 Telco Trunk Cable, 90 degree , Centronics 50 (CN50) Female to Female	
3	Part Number:AMP-552560-1, 90° Tapered Cover, Polyphenylene Oxide		Drawn by:	JL
2	Part Number:AMP-229975-1, Centronics 50 (CN50) Female, Contacts: Gold Over Nickel Plated;Housing:Black Thermoplastic	Approved by:	MAC	
1	Cat 3, 24AWG (1/0.51BC)*25 Twisted Pair, Insulation ID:0.93mm, OD:9.20mm, Gray PVC Jacket	ID:	56	
No.	Specifications			